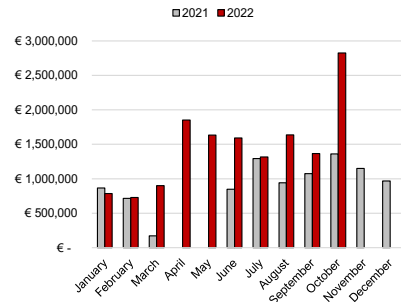


Casino Gaming Revenue

Last updated: 30 November 2022

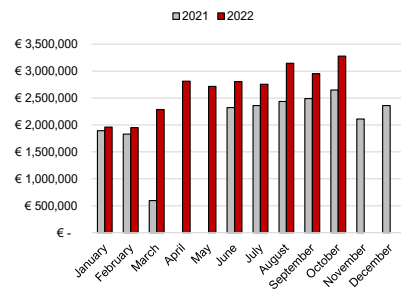
Casino GR - Tables

| Month | 2017 | 2018 | 2019 | 2020 | 2021 | 2022 | % change (2021 vs. 2022) |
|-----------|--------------|--------------|--------------|-------------|-------------|--------------|--------------------------|
| January | € 1,233,279 | € 1,108,057 | € 1,584,537 | € 1,314,638 | € 865,609 | € 784,556 | -9% |
| February | € 880,580 | € 986,446 | € 1,175,043 | € 1,143,373 | € 715,584 | € 728,662 | 2% |
| March | € 1,317,568 | € 1,272,035 | € 1,446,646 | € 494,681 | € 171,397 | € 899,873 | 425% |
| April | € 1,343,193 | € 1,402,840 | € 1,260,885 | | | € 1,851,305 | |
| May | € 1,245,803 | € 1,388,831 | € 1,208,443 | | | € 1,632,624 | |
| June | € 1,250,553 | € 1,549,592 | € 1,545,589 | € 621,878 | € 848,009 | € 1,591,010 | 88% |
| July | € 1,365,100 | € 1,437,779 | € 1,407,260 | € 1,398,019 | € 1,292,752 | € 1,315,594 | 2% |
| August | € 1,601,715 | € 1,694,442 | € 1,484,207 | € 1,059,958 | € 941,151 | € 1,635,177 | 74% |
| September | € 1,177,469 | € 1,359,238 | € 1,324,015 | € 942,886 | € 1,073,989 | € 1,366,464 | 27% |
| October | € 1,521,901 | € 1,837,162 | € 2,553,549 | € 1,073,100 | € 1,360,789 | € 2,825,689 | 108% |
| November | € 1,578,458 | € 1,285,640 | € 2,032,391 | € 591,574 | € 1,150,673 | | |
| December | € 1,770,206 | € 1,036,645 | € 1,386,372 | € 923,564 | € 968,629 | | |
| Total | € 16,285,825 | € 16,358,705 | € 18,408,936 | € 9,563,671 | € 9,388,582 | € 14,630,953 | |



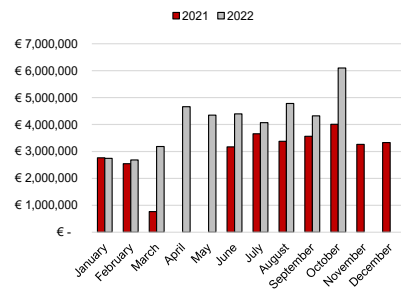
Casino GR - Slots

| Month | 2017 | 2018 | 2019 | 2020 | 2021 | 2022 | % change (2021 vs. 2022) |
|-----------|--------------|--------------|--------------|--------------|--------------|--------------|--------------------------|
| January | € 2,362,411 | € 2,231,361 | € 2,429,112 | € 2,901,597 | € 1,895,232 | € 1,959,688 | 3% |
| February | € 1,924,535 | € 2,069,034 | € 2,435,687 | € 2,637,172 | € 1,830,345 | € 1,951,880 | 7% |
| March | € 2,384,430 | € 2,534,328 | € 2,792,862 | € 1,231,938 | € 595,988 | € 2,285,170 | 283% |
| April | € 2,392,501 | € 2,666,469 | € 2,594,497 | | | € 2,812,251 | |
| May | € 2,280,638 | € 2,624,385 | € 2,603,877 | | | € 2,716,768 | |
| June | € 2,409,925 | € 2,461,209 | € 2,547,127 | € 1,536,638 | € 2,322,734 | € 2,806,633 | 21% |
| July | € 2,641,305 | € 2,501,159 | € 2,615,648 | € 2,237,700 | € 2,360,746 | € 2,756,272 | 17% |
| August | € 2,469,826 | € 2,685,589 | € 2,866,949 | € 2,305,878 | € 2,436,687 | € 3,144,768 | 29% |
| September | € 2,497,028 | € 2,604,867 | € 3,082,765 | € 2,003,539 | € 2,488,187 | € 2,954,268 | 19% |
| October | € 2,733,062 | € 3,084,557 | € 3,244,433 | € 1,858,481 | € 2,648,420 | € 3,277,293 | 24% |
| November | € 2,510,887 | € 2,756,237 | € 2,980,862 | € 1,958,213 | € 2,109,489 | | |
| December | € 2,375,422 | € 2,832,925 | € 3,229,466 | € 1,898,277 | € 2,359,642 | | |
| Total | € 28,981,969 | € 31,052,120 | € 33,423,286 | € 20,569,433 | € 21,047,468 | € 26,664,990 | |



Casino GR - Total

| Month | 2017 | 2018 | 2019 | 2020 | 2021 | 2022 | % change (2021 vs. 2022) |
|-----------|--------------|--------------|--------------|--------------|--------------|--------------|--------------------------|
| January | € 3,595,690 | € 3,339,418 | € 4,013,649 | € 4,216,235 | € 2,760,841 | € 2,744,244 | -1% |
| February | € 2,805,115 | € 3,065,480 | € 3,610,730 | € 3,780,544 | € 2,545,929 | € 2,680,542 | 5% |
| March | € 3,701,997 | € 3,806,363 | € 4,239,508 | € 1,726,619 | € 767,385 | € 3,185,043 | 315% |
| April | € 3,735,694 | € 4,069,309 | € 3,855,381 | | | € 4,663,556 | |
| May | € 3,526,441 | € 4,013,216 | € 3,812,319 | | | € 4,349,391 | |
| June | € 3,660,478 | € 4,010,801 | € 4,092,716 | € 2,158,516 | € 3,170,743 | € 4,397,643 | 39% |
| July | € 4,006,405 | € 3,938,937 | € 4,022,908 | € 3,635,719 | € 3,653,498 | € 4,071,865 | 11% |
| August | € 4,071,541 | € 4,380,031 | € 4,351,156 | € 3,365,836 | € 3,377,838 | € 4,779,945 | 42% |
| September | € 3,674,497 | € 3,964,104 | € 4,406,780 | € 2,946,425 | € 3,562,176 | € 4,320,732 | 21% |
| October | € 4,254,963 | € 4,921,720 | € 5,797,983 | € 2,931,582 | € 4,009,209 | € 6,102,982 | 52% |
| November | € 4,089,345 | € 4,041,877 | € 5,013,253 | € 2,549,788 | € 3,260,162 | | |
| December | € 4,145,628 | € 3,869,570 | € 4,615,838 | € 2,821,841 | € 3,328,271 | | |
| Total | € 45,267,794 | € 47,410,826 | € 51,832,222 | € 30,133,104 | € 30,436,051 | € 41,295,943 | |



Notes:

Data in this publication represent the number of separate visits, rather than the number of unique customers.