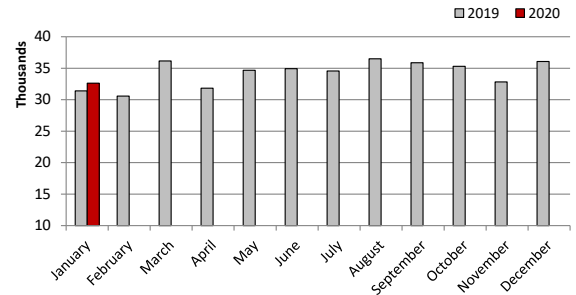


Casino Players' Visits

Last updated: 29 February 2020

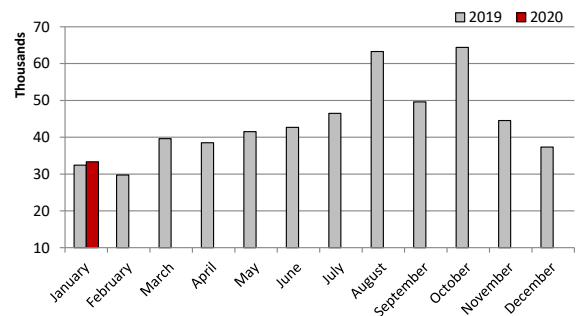
Casino Players' Visits - Maltese

Month	2016	2017	2018	2019	2020	% change (2019 vs. 2020)
January	36,173	34,962	33,863	31,385	32,620	4%
February	35,338	36,188	32,094	30,584		
March	25,906	37,103	35,055	36,154		
April	31,275	31,118	34,298	31,822		
May	32,469	30,543	34,586	34,669		
June	35,164	32,112	33,807	34,941		
July	38,410	34,255	33,044	34,572		
August	40,246	35,808	36,486	36,488		
September	39,424	36,281	36,421	35,871		
October	38,257	35,686	35,789	35,311		
November	35,145	33,984	33,664	32,821		
December	38,949	37,981	37,366	36,055		
Total	426,756	416,021	416,473	410,763		



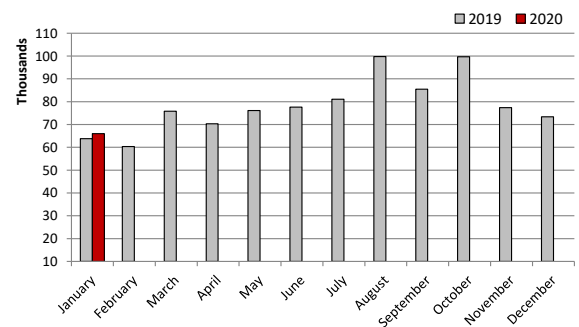
Casino Players' Visits - Non-Maltese

Month	2016	2017	2018	2019	2020	% change (2019 vs. 2020)
January	29,773	34,657	33,908	32,397	33,360	3%
February	26,619	29,990	32,196	29,737		
March	29,544	34,392	35,442	39,633		
April	29,262	37,926	41,257	38,501		
May	29,809	37,061	41,525	41,499		
June	38,012	39,942	42,828	42,704		
July	43,105	44,983	44,422	46,493		
August	61,448	60,621	61,958	63,293		
September	46,655	46,716	45,564	49,594		
October	58,512	42,071	57,536	64,402		
November	47,594	49,034	45,366	44,537		
December	37,323	36,788	35,812	37,307		
Total	477,656	494,181	518,139	528,644		



Casino Players' Visits - Total: Maltese & Non-Maltese

Month	2016	2017	2018	2019	2020	% change (2019 vs. 2020)
January	65,946	69,619	67,771	63,782	65,980	3%
February	61,957	66,178	64,290	60,321		
March	55,450	71,495	70,497	75,787		
April	60,537	69,044	75,555	70,323		
May	62,278	67,604	76,111	76,168		
June	73,176	72,054	76,635	77,645		
July	81,515	79,238	77,466	81,065		
August	101,694	96,429	98,444	99,781		
September	86,079	82,997	81,985	85,465		
October	96,769	77,757	93,325	99,713		
November	82,739	83,018	79,030	77,358		
December	76,272	74,769	73,178	73,362		
Total	904,412	910,202	934,612	939,317		



Notes:

Data in this publication represent the number of separate visits, rather than the number of unique customers.