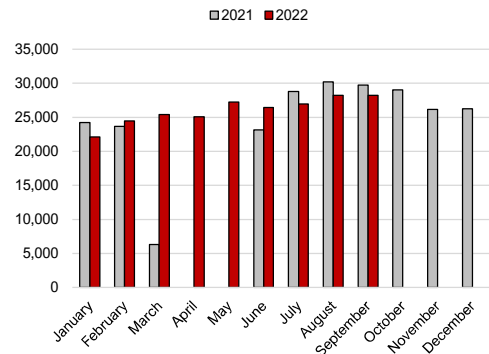


Casino Players' Visits

Last updated: 01 November 2022

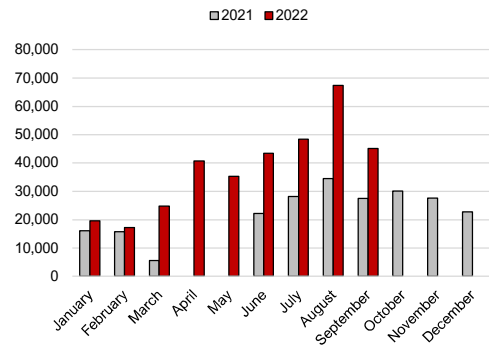
Casino Players' Visits - Maltese

Month	2017	2018	2019	2020	2021	2022	% change (2021 vs. 2022)
January	34,962	33,863	31,385	34,895	24,220	22,114	-9%
February	36,188	32,094	30,584	33,980	23,660	24,450	3%
March	37,103	35,055	36,154	11,928	6,317	25,411	302%
April	31,118	34,298	31,822			25,072	
May	30,543	34,586	34,669			27,234	
June	32,112	33,807	34,939	19,665	23,181	26,472	14%
July	34,255	33,044	34,572	28,199	28,794	26,969	-6%
August	35,808	36,486	36,488	27,091	30,203	28,241	-6%
September	36,281	36,421	35,871	27,677	29,747	28,231	-5%
October	35,686	35,789	35,311	25,899	29,052		
November	33,984	33,664	32,821	23,163	26,131		
December	37,981	37,366	36,055	25,120	26,247		
Total	416,021	416,473	410,671	257,617	247,552	234,194	



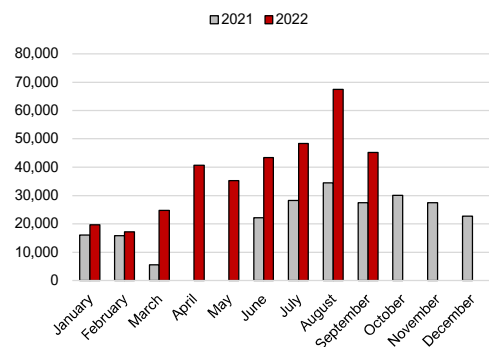
Casino Players' Visits - Non-Maltese

Month	2017	2018	2019	2020	2021	2022	% change (2021 vs. 2022)
January	34,657	33,908	32,397	35,417	16,088	19,690	22%
February	29,990	32,196	29,737	33,144	15,800	17,219	9%
March	34,392	35,442	39,633	13,158	5,569	24,784	345%
April	37,926	41,257	38,501			40,751	
May	37,061	41,525	41,499			35,258	
June	39,942	42,828	42,702	10,164	22,180	43,390	96%
July	44,983	44,422	46,493	22,941	28,190	48,431	72%
August	60,621	62,283	63,293	30,049	34,544	67,448	95%
September	46,716	45,564	49,594	18,991	27,466	45,203	65%
October	42,071	57,536	64,402	18,951	30,071		
November	49,034	45,366	44,537	15,584	27,551		
December	36,788	35,812	37,307	15,846	22,765		
Total	494,181	518,139	530,095	214,245	230,224	342,174	



Casino Players' Visits - Total: Maltese & Non-Maltese

Month	2017	2018	2019	2020	2021	2022	% change (2021 vs. 2022)
January	69,619	67,771	63,782	70,312	40,308	41,804	4%
February	66,178	64,290	60,321	67,124	39,460	41,669	6%
March	71,495	70,497	75,787	25,086	11,886	50,195	322%
April	69,044	75,555	70,323			65,823	
May	67,604	76,111	76,168			62,492	
June	72,054	76,635	77,641	29,829	45,361	69,862	54%
July	79,238	77,466	81,065	51,140	56,984	75,400	32%
August	96,429	98,769	99,781	57,140	64,747	95,689	48%
September	82,997	81,985	85,465	46,668	57,213	73,434	28%
October	77,757	93,325	99,713	44,850	59,123		
November	83,018	79,030	77,358	38,747	53,682		
December	74,769	73,178	73,362	40,966	49,012		
Total	910,202	934,612	940,766	471,862	477,776	576,368	



Notes:

Data in this publication represent the number of separate visits, rather than the number of unique customers.