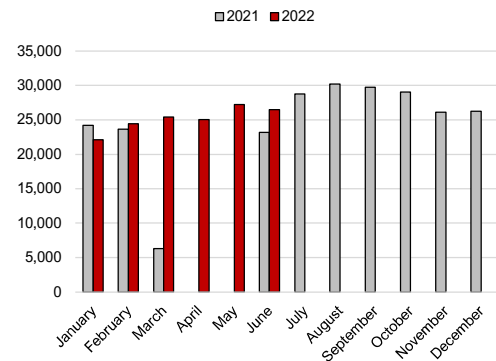


### Casino Players' Visits

Last updated: 29 July 2022

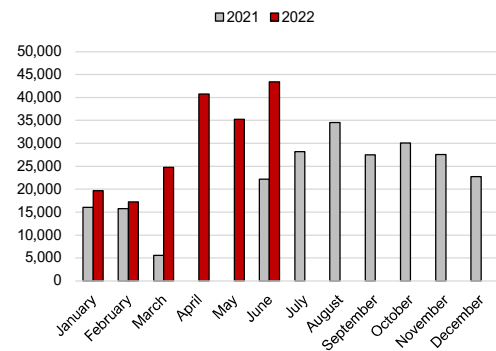
#### Casino Players' Visits - Maltese

Month	2017	2018	2019	2020	2021	2022	% change (2021 vs. 2022)
January	34,962	33,863	31,385	34,895	24,220	22,114	-9%
February	36,188	32,094	30,584	33,980	23,660	24,450	3%
March	37,103	35,055	36,154	11,928	6,317	25,411	302%
April	31,118	34,298	31,822			25,072	
May	30,543	34,586	34,669			27,234	
June	32,112	33,807	34,939	19,665	23,181	26,472	14%
July	34,255	33,044	34,572	28,199	28,794		
August	35,808	36,486	36,488	27,091	30,203		
September	36,281	36,421	35,871	27,677	29,747		
October	35,686	35,789	35,311	25,899	29,052		
November	33,984	33,664	32,821	23,163	26,131		
December	37,981	37,366	36,055	25,120	26,247		
Total	416,021	416,473	410,671	257,617	247,552	150,753	



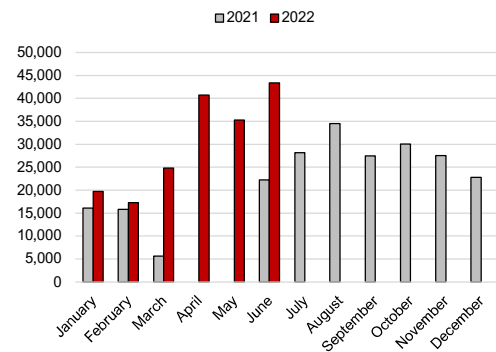
#### Casino Players' Visits - Non-Maltese

Month	2017	2018	2019	2020	2021	2022	% change (2021 vs. 2022)
January	34,657	33,908	32,397	35,417	16,088	19,690	22%
February	29,990	32,196	29,737	33,144	15,800	17,219	9%
March	34,392	35,442	39,633	13,158	5,569	24,784	345%
April	37,926	41,257	38,501			40,751	
May	37,061	41,525	41,499			35,258	
June	39,942	42,828	42,702	10,164	22,180	43,390	96%
July	44,983	44,422	46,493	22,941	28,190		
August	60,621	62,283	63,293	30,049	34,544		
September	46,716	45,564	49,594	18,991	27,466		
October	42,071	57,536	64,402	18,951	30,071		
November	49,034	45,366	44,537	15,584	27,551		
December	36,788	35,812	37,307	15,846	22,765		
Total	494,181	518,139	530,095	214,245	230,224	181,092	



#### Casino Players' Visits - Total: Maltese & Non-Maltese

Month	2017	2018	2019	2020	2021	2022	% change (2021 vs. 2022)
January	69,619	67,771	63,782	70,312	40,308	41,804	4%
February	66,178	64,290	60,321	67,124	39,460	41,669	6%
March	71,495	70,497	75,787	25,086	11,886	50,195	322%
April	69,044	75,555	70,323			65,823	
May	67,604	76,111	76,168			62,492	
June	72,054	76,635	77,641	29,829	45,361	69,862	54%
July	79,238	77,466	81,065	51,140	56,984		
August	96,429	98,769	99,781	57,140	64,747		
September	82,997	81,985	85,465	46,668	57,213		
October	77,757	93,325	99,713	44,850	59,123		
November	83,018	79,030	77,358	38,747	53,682		
December	74,769	73,178	73,362	40,966	49,012		
Total	910,202	934,612	940,766	471,862	477,776	331,845	



#### Notes:

Data in this publication represent the number of separate visits, rather than the number of unique customers.