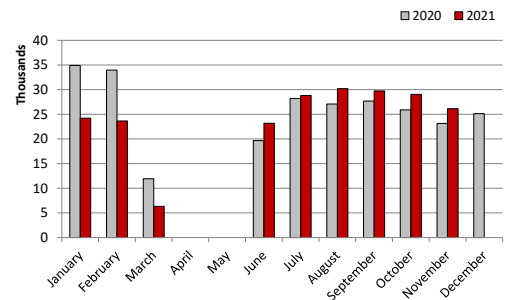


Casino Players' Visits

Last updated: 31 December 2021

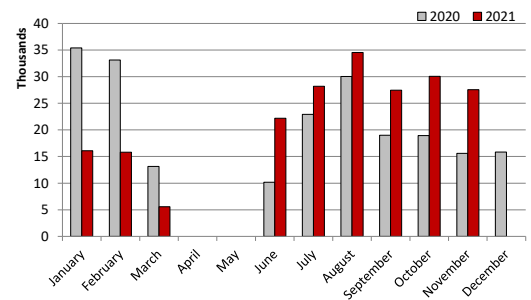
Casino Players' Visits - Maltese

Month	2017	2018	2019	2020	2021	% change (2020 vs. 2021)
January	34,962	33,863	31,385	34,895	24,220	-31%
February	36,188	32,094	30,584	33,980	23,660	-30%
March	37,103	35,055	36,154	11,928	6,317	-47%
April	31,118	34,298	31,822	0	0	0%
May	30,543	34,586	34,669	0	0	0%
June	32,112	33,807	34,939	19,665	23,181	18%
July	34,255	33,044	34,572	28,199	28,794	2%
August	35,808	36,486	36,488	27,091	30,203	11%
September	36,281	36,421	35,871	27,677	29,747	7%
October	35,686	35,789	35,311	25,899	29,052	12%
November	33,984	33,664	32,821	23,163	26,131	13%
December	37,981	37,366	36,055	25,120		
Total	416,021	416,473	410,671	257,617		



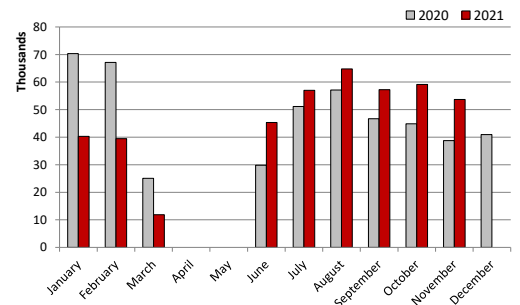
Casino Players' Visits - Non-Maltese

Month	2017	2018	2019	2020	2021	% change (2020 vs. 2021)
January	34,657	33,908	32,397	35,417	16,088	-55%
February	29,990	32,196	29,737	33,144	15,800	-52%
March	34,392	35,442	39,633	13,158	5,569	-58%
April	37,926	41,257	38,501	0	0	0%
May	37,061	41,525	41,499	0	0	0%
June	39,942	42,828	42,702	10,164	22,180	118%
July	44,983	44,422	46,493	22,941	28,190	23%
August	60,621	61,958	63,293	30,049	34,544	15%
September	46,716	45,564	49,594	18,991	27,466	45%
October	42,071	57,536	64,402	18,951	30,071	59%
November	49,034	45,366	44,537	15,584	27,551	77%
December	36,788	35,812	37,307	15,846		
Total	494,181	518,139	530,095	214,245		



Casino Players' Visits - Total: Maltese & Non-Maltese

Month	2017	2018	2019	2020	2021	% change (2020 vs. 2021)
January	69,619	67,771	63,782	70,312	40,308	-43%
February	66,178	64,290	60,321	67,124	39,460	-41%
March	71,495	70,497	75,787	25,086	11,886	-53%
April	69,044	75,555	70,323	0	0	0%
May	67,604	76,111	76,168	0	0	0%
June	72,054	76,635	77,645	29,829	45,361	52%
July	79,238	77,466	81,065	51,140	56,984	11%
August	96,429	98,444	99,781	57,140	64,747	13%
September	82,997	81,985	85,465	46,668	57,213	23%
October	77,757	93,325	99,713	44,850	59,123	32%
November	83,018	79,030	77,358	38,747	53,682	39%
December	74,769	73,178	73,362	40,966		
Total	910,202	934,612	939,317	471,862		



Notes:

Data in this publication represent the number of separate visits, rather than the number of unique customers.