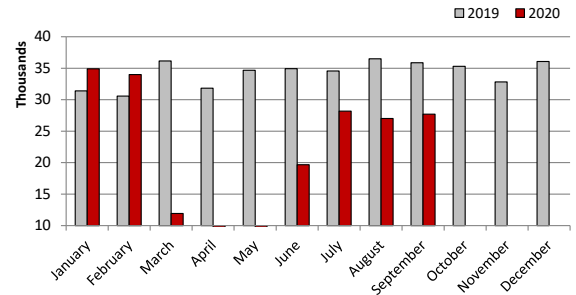


Casino Players' Visits

Last updated: 31 October 2020

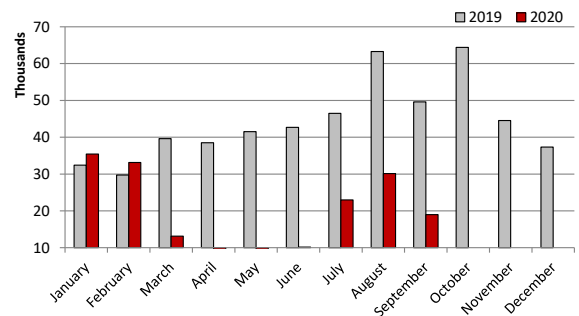
Casino Players' Visits - Maltese

Month	2016	2017	2018	2019	2020	% change (2019 vs. 2020)
January	36,173	34,962	33,863	31,385	34,895	11%
February	35,338	36,188	32,094	30,584	33,980	11%
March	25,906	37,103	35,055	36,154	11,928	-67%
April	31,275	31,118	34,298	31,822	0	-100%
May	32,469	30,543	34,586	34,669	0	-100%
June	35,164	32,112	33,807	34,939	19,665	-44%
July	38,410	34,255	33,044	34,572	28,186	-18%
August	40,246	35,808	36,486	36,488	27,027	-26%
September	39,424	36,281	36,421	35,871	27,685	-23%
October	38,257	35,686	35,789	35,311		
November	35,145	33,984	33,664	32,821		
December	38,949	37,981	37,366	36,055		
Total	426,756	416,021	416,473	410,671		



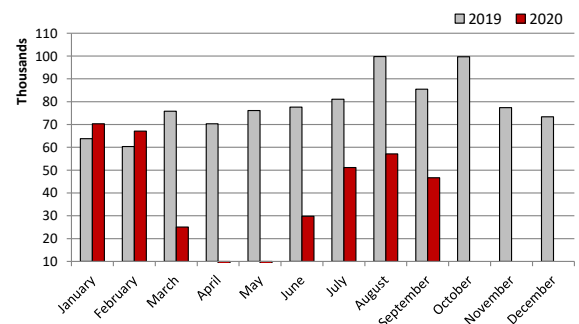
Casino Players' Visits - Non-Maltese

Month	2016	2017	2018	2019	2020	% change (2019 vs. 2020)
January	29,773	34,657	33,908	32,397	35,417	9%
February	26,619	29,990	32,196	29,737	33,144	11%
March	29,544	34,392	35,442	39,633	13,158	-67%
April	29,262	37,926	41,257	38,501	0	-100%
May	29,809	37,061	41,525	41,499	0	-100%
June	38,012	39,942	42,828	42,702	10,164	-76%
July	43,105	44,983	44,422	46,493	22,974	-51%
August	61,448	60,621	61,958	63,293	30,124	-52%
September	46,655	46,716	45,564	49,594	18,997	-62%
October	58,512	42,071	57,536	64,402		
November	47,594	49,034	45,366	44,537		
December	37,323	36,788	35,812	37,307		
Total	477,656	494,181	518,139	530,095		



Casino Players' Visits - Total: Maltese & Non-Maltese

Month	2016	2017	2018	2019	2020	% change (2019 vs. 2020)
January	65,946	69,619	67,771	63,782	70,312	10%
February	61,957	66,178	64,290	60,321	67,124	11%
March	55,450	71,495	70,497	75,787	25,086	-67%
April	60,537	69,044	75,555	70,323	0	-100%
May	62,278	67,604	76,111	76,168	0	-100%
June	73,176	72,054	76,635	77,645	29,829	-62%
July	81,515	79,238	77,466	81,065	51,160	-37%
August	101,694	96,429	98,444	99,781	57,151	-43%
September	86,079	82,997	81,985	85,465	46,682	-45%
October	96,769	77,757	93,325	99,713		
November	82,739	83,018	79,030	77,358		
December	76,272	74,769	73,178	73,362		
Total	904,412	910,202	934,612	939,317		



Notes:

Data in this publication represent the number of separate visits, rather than the number of unique customers.