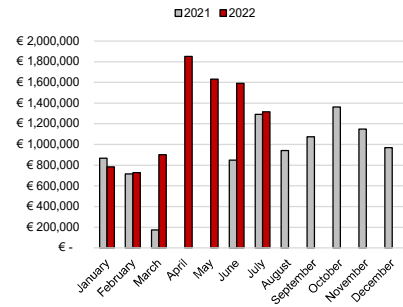


Casino Gaming Revenue

Last updated: 02 September 2022

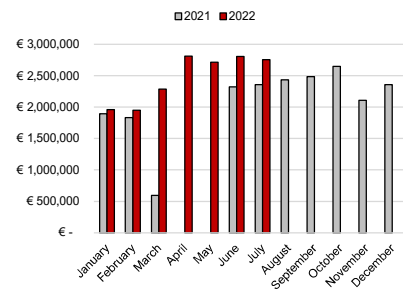
Casino GR - Tables

Month	2017	2018	2019	2020	2021	2022	% change (2021 vs. 2022)
January	€ 1,233,279	€ 1,108,057	€ 1,584,537	€ 1,314,638	€ 865,609	€ 784,556	-9%
February	€ 880,580	€ 986,446	€ 1,175,043	€ 1,143,373	€ 715,584	€ 728,662	2%
March	€ 1,317,568	€ 1,272,035	€ 1,446,646	€ 494,681	€ 171,397	€ 899,873	425%
April	€ 1,343,193	€ 1,402,840	€ 1,260,885			€ 1,851,305	
May	€ 1,245,803	€ 1,388,831	€ 1,208,443			€ 1,632,624	
June	€ 1,250,553	€ 1,549,592	€ 1,545,589	€ 621,878	€ 948,009	€ 1,591,010	88%
July	€ 1,365,100	€ 1,437,779	€ 1,407,260	€ 1,398,019	€ 1,292,752	€ 1,315,594	2%
August	€ 1,601,715	€ 1,694,442	€ 1,484,207	€ 1,059,958	€ 941,151		
September	€ 1,177,469	€ 1,359,238	€ 1,324,015	€ 942,886	€ 1,073,989		
October	€ 1,521,901	€ 1,837,162	€ 2,553,549	€ 1,073,100	€ 1,360,789		
November	€ 1,578,458	€ 1,285,640	€ 2,032,391	€ 591,574	€ 1,150,673		
December	€ 1,770,206	€ 1,036,645	€ 1,386,372	€ 923,564	€ 968,629		
Total	€ 16,285,825	€ 16,358,705	€ 18,408,936	€ 9,563,671	€ 9,388,582	€ 8,803,623	



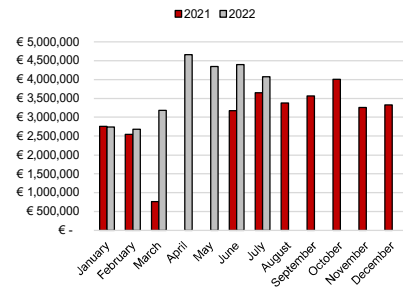
Casino GR - Slots

Month	2017	2018	2019	2020	2021	2022	% change (2021 vs. 2022)
January	€ 2,362,411	€ 2,231,361	€ 2,429,112	€ 2,901,597	€ 1,895,232	€ 1,959,688	3%
February	€ 1,924,535	€ 2,069,034	€ 2,435,687	€ 2,637,172	€ 1,830,345	€ 1,951,880	7%
March	€ 2,384,430	€ 2,534,328	€ 2,792,862	€ 1,231,938	€ 595,988	€ 2,285,170	283%
April	€ 2,392,501	€ 2,666,469	€ 2,594,497			€ 2,812,251	
May	€ 2,280,638	€ 2,624,385	€ 2,603,877			€ 2,716,768	
June	€ 2,409,925	€ 2,461,209	€ 2,547,127	€ 1,536,638	€ 2,322,734	€ 2,806,633	21%
July	€ 2,641,305	€ 2,501,159	€ 2,615,648	€ 2,237,700	€ 2,360,746	€ 2,756,272	17%
August	€ 2,469,826	€ 2,685,589	€ 2,866,949	€ 2,305,878	€ 2,436,687		
September	€ 2,497,028	€ 2,604,867	€ 3,082,765	€ 2,003,539	€ 2,488,187		
October	€ 2,733,062	€ 3,084,557	€ 3,244,433	€ 1,858,481	€ 2,648,420		
November	€ 2,510,887	€ 2,756,237	€ 2,980,862	€ 1,958,213	€ 2,109,489		
December	€ 2,375,422	€ 2,832,925	€ 3,229,466	€ 1,898,277	€ 2,359,642		
Total	€ 28,981,969	€ 31,052,120	€ 33,423,286	€ 20,569,433	€ 21,047,468	€ 17,288,661	



Casino GR - Total

Month	2017	2018	2019	2020	2021	2022	% change (2021 vs. 2022)
January	€ 3,595,690	€ 3,339,418	€ 4,013,649	€ 4,216,235	€ 2,760,841	€ 2,744,244	-1%
February	€ 2,805,115	€ 3,065,480	€ 3,610,730	€ 3,780,544	€ 2,545,929	€ 2,680,542	5%
March	€ 3,701,997	€ 3,806,363	€ 4,239,508	€ 1,726,619	€ 767,385	€ 3,185,043	315%
April	€ 3,735,694	€ 4,069,309	€ 3,855,381			€ 4,663,556	
May	€ 3,526,441	€ 4,013,216	€ 3,812,319			€ 4,349,391	
June	€ 3,660,478	€ 4,010,801	€ 4,092,716	€ 2,158,516	€ 3,170,743	€ 4,397,643	39%
July	€ 4,006,405	€ 3,938,937	€ 4,022,908	€ 3,635,719	€ 3,653,498	€ 4,071,865	11%
August	€ 4,071,541	€ 4,380,031	€ 4,351,156	€ 3,365,836	€ 3,377,838		
September	€ 3,674,497	€ 3,964,104	€ 4,406,780	€ 2,946,425	€ 3,562,176		
October	€ 4,254,963	€ 4,921,720	€ 5,797,983	€ 2,931,582	€ 4,009,209		
November	€ 4,089,345	€ 4,041,877	€ 5,013,253	€ 2,549,788	€ 3,260,162		
December	€ 4,145,628	€ 3,869,570	€ 4,615,838	€ 2,821,841	€ 3,328,271		
Total	€ 45,267,794	€ 47,410,826	€ 51,832,222	€ 30,133,104	€ 30,436,051	€ 26,092,285	



Notes:

Data in this publication represent the number of separate visits, rather than the number of unique customers.